

# M9

Premium Hand-Carried Ultrasound System

***Premium Capability***  
***Easy Mobility***

**mindray**  
healthcare within reach

# Best of Performance and Portability

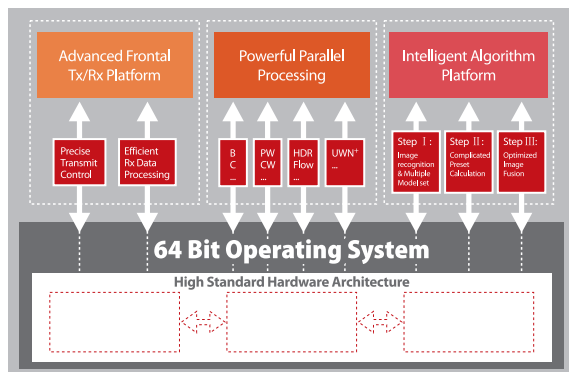
Healthcare continues to mature and so does the needs of medical practitioners. Addressing the most critical issues faced within ultrasound scanning, the new M9 hand-carried ultrasound system by Mindray, is developed with a prime focus on difficult patients.

No longer you need to sacrifice performance for portability. Combining advanced features only to be found in heavy cart based systems into a compact portable system, M9 is the industry's most advanced premium level laptop style color Doppler offering easy handling and mobility.

Rich in technology such as the 3T transducer with single crystal, HDR Flow (High Dynamic Range Flow), UWN<sup>+</sup> Contrast imaging (Ultra-Wideband Non-linear Plus) and Natural Touch elastography, M9 offers an added advantage of being able to utilize all the features at bedside, proving to be the ideal shared-service solution suitable to be used within multiple clinical settings.

# Technology at an all new level

With Mindray's new generation ultrasound platform, mQuadro, M9 has raised the industry standards to an all new level. Advanced signal transmission and reception processors provide highly sensitive and accurate echo detection. Innovative transducer technologies allow for better penetration, higher resolution, greatly enhancing diagnostic experience.



**mQuadro** Ultrasound Platform Structure

## New Generation Ultrasound Platform

Mindray's new generation ultrasound platform, mQuadro consists of intelligent algorithm, powerful parallel processing, advanced transmission and reception, and industry leading hardware architecture, making M9 capable of delivering premium-level imaging coupled with advanced analysis and post processing functionalities.

- ① Lens
- ② Matching layer
- ③ Single crystal element
- ④ Backing material

## 3T Transducer Technology™ with Single Crystal

Providing sharper images, all probes compatible with the M9 come equipped with Mindray's unique 3T transducer technology. Enhanced with the addition of single crystal technology, M9 offers better penetration and color dynamic flow, especially during difficult-patient scanning.

# ***Versatile*** ***with a unique focus***

*Extending its premium capabilities to the most demanding applications, M9 is a versatile system equipped with highly focused features for dedicated usability.*

## ***Cardiovascular***

### **LVO with Stress Echocardiography**

M9's premium capabilities allow LV opacification during stress, enhancing discrimination between myocardial tissue and blood pool, providing better visualization of the endocardium.

- Customizable user protocols
- Large capacity for retrospective and continuous clip capture
- Flexible Wall Motion Scoring
- Comprehensive reporting package

### **Tissue Tracking with Quantitative Analysis**

Supported by Mindray's unique 3T technology with single crystal, M9 significantly improves the tracking accuracy and effectiveness. With added unique benefit of on-site analysis, the TT-QA can be performed at bed side, saving time and simplifying challenging outcomes.



LVO with Stress Echo



TT-QA

# *Radiology*

## **UWN<sup>+</sup> Contrast Imaging (Ultra-Wideband Non-linear Plus)**

M9's biggest advantage lies in its ability to be able to support Mindray's patented technology to enhance contrast imaging capability. UWN<sup>+</sup> contrast imaging enables M9 to detect and utilize both 2<sup>nd</sup> harmonic and non-linear fundamental signals, generating images with significant enhancements.

- More sensitive minor signal
- Longer agent duration with lower MI

## **Natural Touch Elastography**

Based on Mindray's latest patented technology, natural touch elastography reduces dependence on user's operation technique, improving operator's reproducibility for higher clinical utility.

- Higher stiffness sensitivity
- Good stability and reproducibility



Spleen Lymphoma Contrast Imaging



Elastography Histogram

# *Critical Care | Emergency | Anesthesia*



TEE



Median Nerve

## **Critical Care**

M9's premium, rapid and precise detection capabilities make it an excellent choice for critical patient examinations in the ICU. TEE probe compatibility and complete biopsy solution satisfy the most demanding requirements within Critical Care.

## **Emergency**

With premium performance, fast and accurate measurements, M9 can be well trusted and depended upon for immediate patient care decisions. High portability, long battery-operated scanning, and special emergency package such as FAST, make M9 an ideal partner during emergent situations.

## **Anesthesia**

With its compact size and advanced features including iZoom™, TEE probe, and dedicated nerve exam presets, M9 is an ideal system for nerve block and intraoperative monitoring. M9's intuitive workflow makes its operation easy for anesthesiologists.



Four Chamber View of Regurgitation



Hepatic Hemangioma




M Mode of Mitral Valve




UWN+ Contrast Imaging




Tissue Doppler Imaging



Hydrocephalus



Radial Artery Flow



Thyroid

# ***Easy Mobility***

*M9's highly mobile, slim and smart design permits easy transportation and storage. Be it cart or table mounted, M9 can be used limitlessly across multiple clinical scenarios.*

## **Innovative Crafted Unit**

- Thin Magnesium-alloy body
- 15.6" LED HD monitor with slim design
- Built-in battery providing 90min scanning time
- High capacity SSD Hard drive make patient data more safe

## **Customized Special Design Trolley**

- Inbuilt quick & easy locking system
- iPower: over 3.5 hours scanning with trolley mounted battery pack

## **Green All The Way**

- Noiseless system
- Automatic brightness adjustment
- Reliable RoHS certified materials



# *Intelligent*

## **Auto Measurements**

Auto measurements providing intelligent workflow and improved uniformity (Auto LV, Auto IMT, Auto PW Trace)

## **iZoom™**

One key for full screen view

## **iTouch™**

One key image optimization

# *Efficient*

## **User-Defined operation**

Customized user-defined keys for quick measurements

## **Multi-function key**

One key multitask setup functionality for quick system operation

## **iStation™**

Efficient patient-data management system

# *Simple*

## **iWorks**

Standardized workflow reducing exam time by up to 50%

Flexible and powerful with user-define capability

## **Q-SAVE**

Convenient to save customized image presets and parameters

# *Direct*

## **MedSight**

Direct data transfer between M9 and Apple powered smart device

## **DICOM/HL7**

Full DICOM and HL7 compatibility

Premium Capability | Easy Mobility

Mindray Building, Keji 12th Road South,  
High-tech Industrial Park, Nanshan, Shenzhen 518057, P.R. China  
Tel: +86 755 8188 8998 Fax: +86 755 26582680  
E-mail: intl-market@mindray.com www.mindray.com

**Mindray is listed on the NYSE under the symbol "MR"**

**mindray** is a trademark of Shenzhen Mindray Bio-Medical Electronics Co.,Ltd.

©2013 Shenzhen Mindray Bio-Medical Electronics Co., Ltd. All rights reserved. Specifications subject to changes without prior notice.

P/N:ENG-M9-BROCHURE-210285X10P-20140402



**mindray**